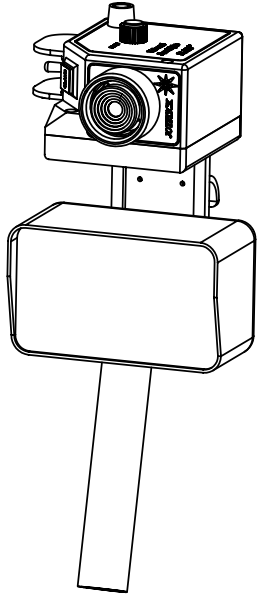
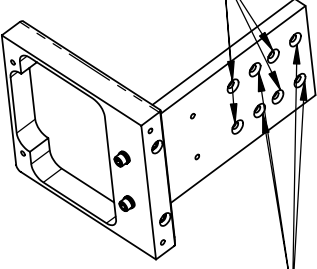


8 7 6 5 4 3 2 1

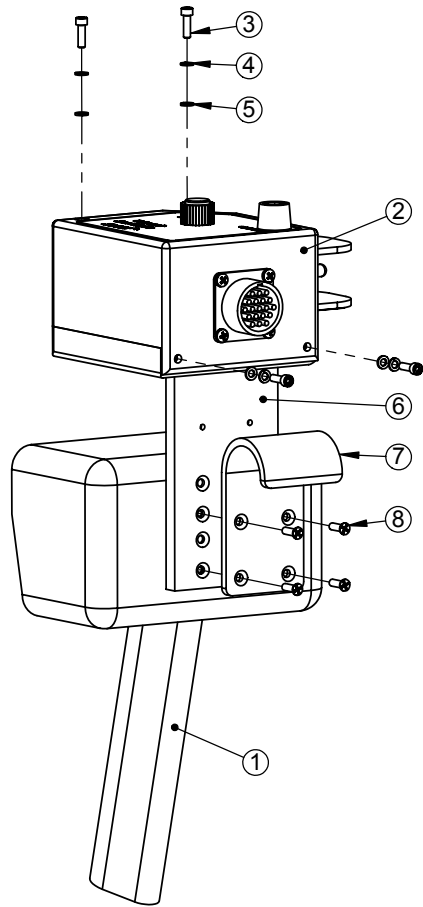
REVISIONS			
REV	DESCRIPTION	DATE	APPROVED



SEE ASSEMBLY NOTE #2  
MOUNTING POSITION #2



MOUNTING POSITION #1



**ASSEMBLY NOTES**

ITEM #2 (SEE NOTE BELOW) THRU ITEM #6 ARE FACTORY ASSEMBLED AND ADDED TO FLIR CONTROLLER.

1. REMOVE HOOK (SHOWN AS ITEM #7) FROM FLIR CONTROLLER
2. PLACE ITEM #2 - #7 SUB-ASSEMBLY AND CHOOSE POSITION PLACEMENT BASED UPON SPACING ABOVE U8000/8500 HAND CONTROLLER.

**NOTE**

THIS ASSEMBLY IS USED FOR ALL MODEL TYPES OF ITEM #2 RCU STYLE - TYPE B, BI, C, CI, D, DI, E & EI

ITEM #	QTY.	PART #	DESCRIPTION
1	1	U8000 CONTROLLER	FLIR SYSTEMS, INC. U8000/U8500 HAND CONTROLLER
2	1	U8-7104C	SPECTROLAB STYLE #U8-7104C
3	4	MS16995-10	SHCS - #4-40 x 3/8 LG, 300 SS
4	4	MS35338-135	LOCK WASHER - #4 (.12, .209, .025), 316 SS
5	4	NAS620-C4	WASHER #4 (.115, .209, .029), 18-8 SS
6	1	5000692	BRACKET ASSY FOR "U8" RCU
7	1	U8_HOOK	SUPPLIED BY FLIR SYSTEMS, INC.
8	4	M24693C4	FHMS - #4-40 x .375 LG, SS

THIRD ANGLE PROJECTION

UNLESS OTHERWISE SPECIFIED:  $\sqrt{125}$  RMS

**SYMBOLS**

— STRAIGHTNESS	⊥ PERPENDICULARITY
▭ FLATNESS	≡ SYMMETRY
// PARALLELISM	◎ CONCENTRICITY

UNLESS OTHERWISE SPECIFIED:

1. Break all sharp edges.
2. Toler(+/-):

	X	.XX	.XXX	.XXXX	.5 DEG	ANG
Tool Room, N/C Mach., Assembly	.005	.020	.005	.0005		

3. Interpret dim's per ASME Y 14.5M
4. Standard is INCHES, metric is ( )

Do **NOT** scale drawing

Date: 8/30/2005

Drawn By:

Checked By: Date:

UNIVERSAL SEARCHLIGHTS, LLC

Dynamic Searchlight Systems

9316 H COURT OMAHA, NE 68127  
PHONE: 1-800-203-6466  
FAX: 1-800-203-6541  
www.UniversalSearchlights.com

**PROPRIETARY AND CONFIDENTIAL**

The information contained in this drawing is the sole property of Universal Searchlights, LLC. Any reproduction in part or as a whole without written permission is prohibited.

<b>Title:</b> SLASS RCU: U8-7104		
<b>Description:</b> U8000 HAND-HELD ASSY TOP MOUNT		
<b>Size</b> B	<b>Dwg #:</b> U8000TP-ASSY	<b>Dwg Rev #:</b> A
SHEET 1 OF 1		

8 7 6 5 4 3 2 1